


UR110U/HK 125kHz RFID Reader

USB Virtual COM PORT/HID Keyboard Mode OUTPUT

INTRODUCTION

The UR110U/HK brings the concept of "Your Reader" which is a stylish, reliable proximity RFID reader with piano finish housing which really shows seamless integration to an intelligent building. For those high end projects, UR110U/HK fulfils its requirement in both excellent performance and flexible appearance, such as changeable housing with customized logo, LED colors or even the buzzer sound which are all configurable to meet wide range of applications in Access control area or Home automation area. With waterproof design, it also serves as a great outdoor reader in all environment.



FEATURES

- EM Card 125KHz Read only.
- Interface outputs according to USB Virtual COM PORT or USB HID Keyboard characteristics.
- Weather resistant.
- Available installed on metal surface.
- Reading distance: up to 5 cm.
- New stylish housing to match modern construction for customer design.

SPECIFICATIONS

OPERATING

Transmit Frequency	125KHz standard
Transponder	H4001 / H4002 / EM4100/4102 EM Card Read only
Reading distance	Up to 5 cm with EM card typ
Interface	USB Virtual COM PORT to UR110U/UR115U USB HID Keyboard to UR110HK/UR115HK

ELECTRICAL

Power Input	5 VDC for USB
Current Requirements	120 mA for UR110U/UR115U 75 mA for UR110HK/UR115HK

MECHANICAL

Dimensions	Length : 100 mm / Width : 32 mm / Height : 16.5 mm for UR110U Length : 87 mm / Width : 32 mm / Height : 16.5 mm for UR115U
Weight	61 gm for UR110U-00/UR115U-00(With Cable) 80 gm for UR110U-01/UR115U-01(With Cable)
Cable Length	40 cm +/- 2cm

ENVIRONMENTAL

Temperature	Operating : 0 °C to 55 °C Storage : -10 °C to 65 °C
Humidity	Operating : 10 % to 90 % noncondensing Storage : Up to 100% noncondensing

■ TERMINAL / INDICATOR DESCRIPTIONS

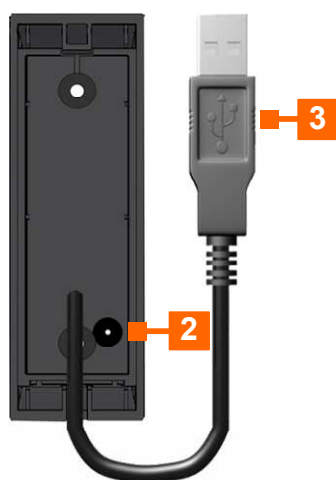


1 LED Indicator

Green	Red	Description
On	Off	Standby
Blink	Off	Read OK
Off	On	ISP Mode
Other		Software Control

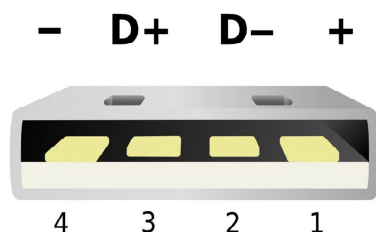
2 Sound Indicator

Buzzer	Description
Bi-	Read OK
Other	Software Control



3 4 Pin Terminal

Pin	Signal	In/Out	Description
1	VCC	P	Power DC+5 Volts
2	D-	I/O	Power Ground
3	D+	I/O	Digital output 1 (open drain)
4	GND	P	Power Ground



■ DATA STRUCTURE

HOST to UR110/115U /UR110/115HK (USB Virtual COM PORT/ USB HID)

STX "n" CR

Baud Rate : 19200,N,8,1 (STX : 0x02 CR : 0x0D)

"n"	Description
V	Device Firmware Version
D	Device Name
J5	Treble Single Beep
J6	Treble Triple Beep
J7	Mediant Single Beep
J8	Mediant Triple Beep

[Ex.] Get Device Name :

Host

STX "D" CR

Device

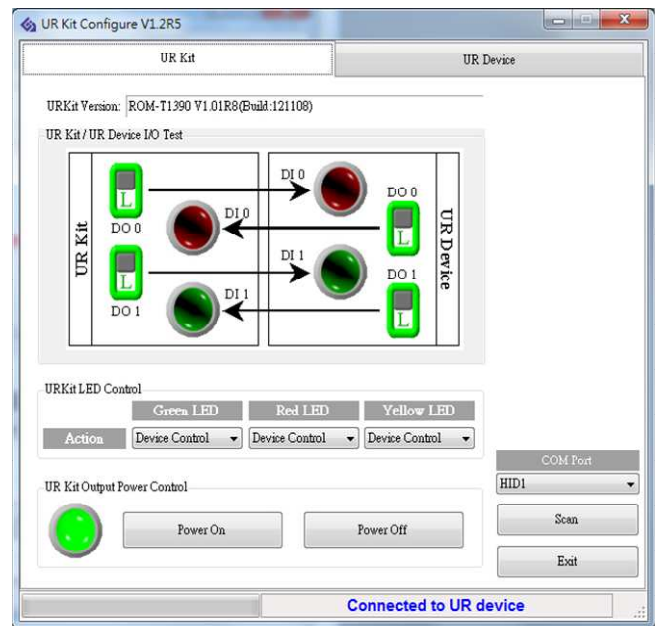
STX "A" " , " "UR110" " , " "0" CR

Utility Tool

URkit is the Utility tool for UR series reader. With its software(URkit Configure), URkit may perform complete functionalities of UR series reader.



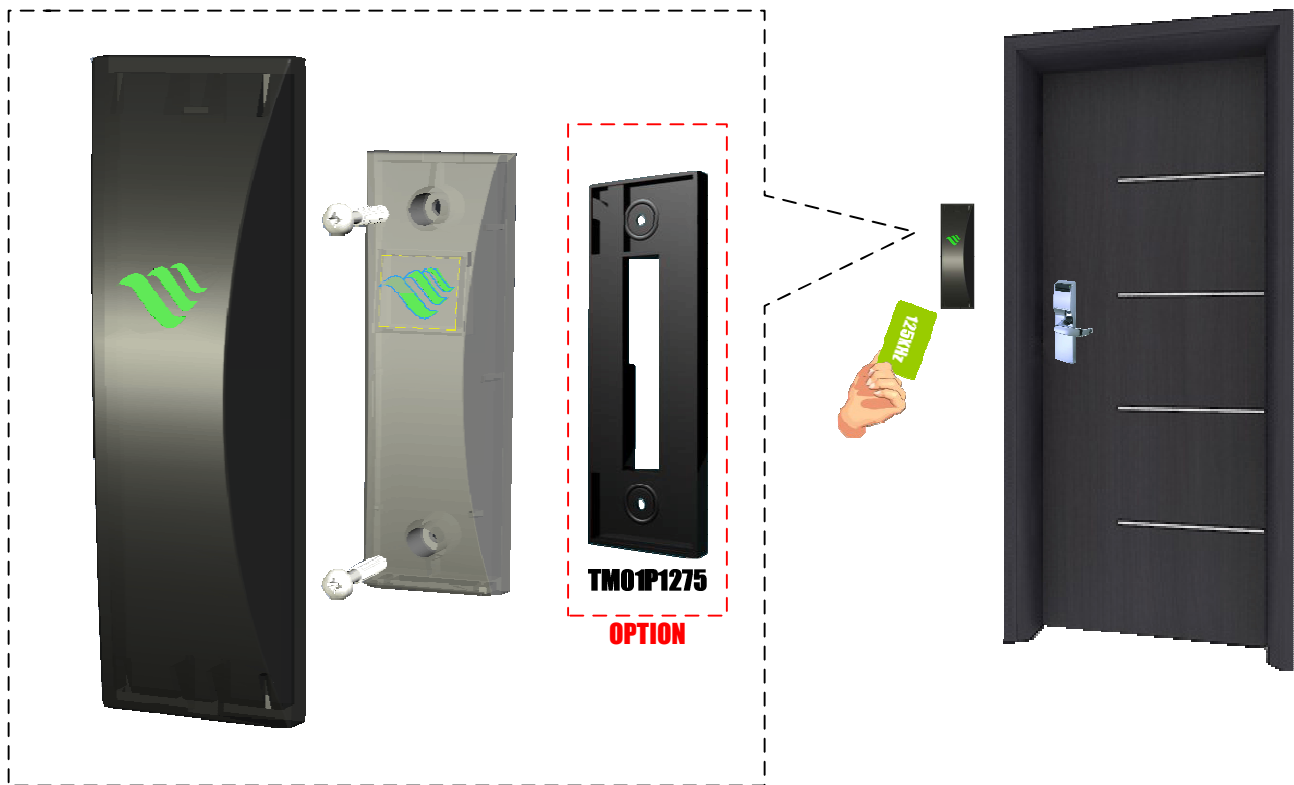
URKIT is an optional device for UR110U's configuration, please contact sales for inquiry



Please have two USB port in your computer. Connect URkit to one USB port as a key to access the software. Connect UR reader to another USB port and run software for configuration. Please don't remove URkit before you finish the configuration with UR reader.

■ Installation

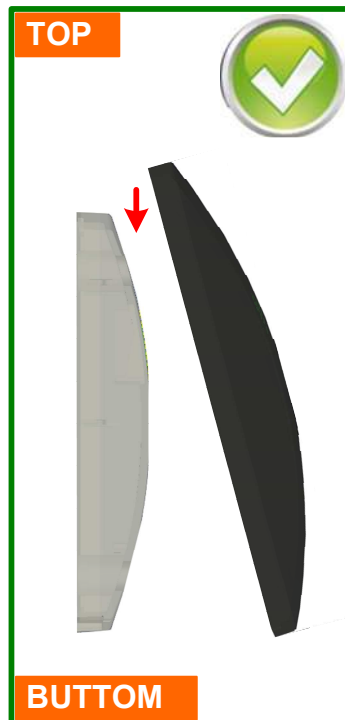
For the installation, the inner reader requires two screws to be fixed on the proper location next to the entrance. The outer black housing will apply on top of the reader.



Please pay special attention to the below instruction which demonstrates the proper direction that outer housing needs to be applied to inner reader.



Above picture shows the inside of the outer housing.



Above picture shows the correct direction (TOP) that outer housing needs to be applied.

